
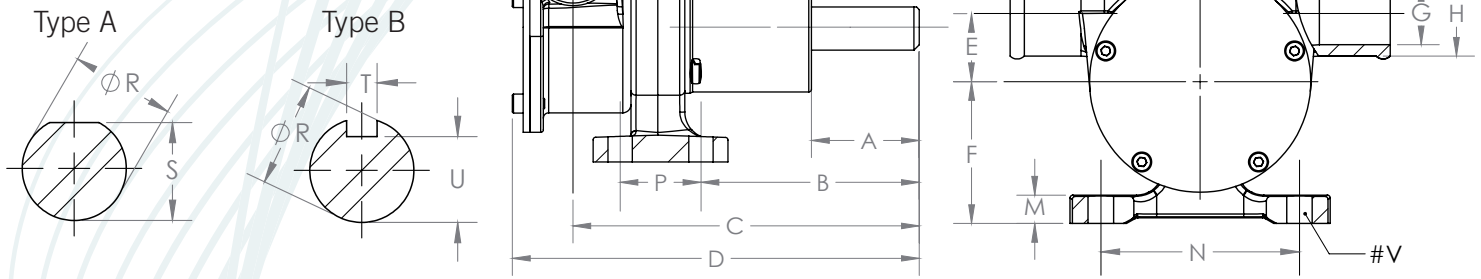


RFT



Standard Impeller Pumps

Shaft options



Description

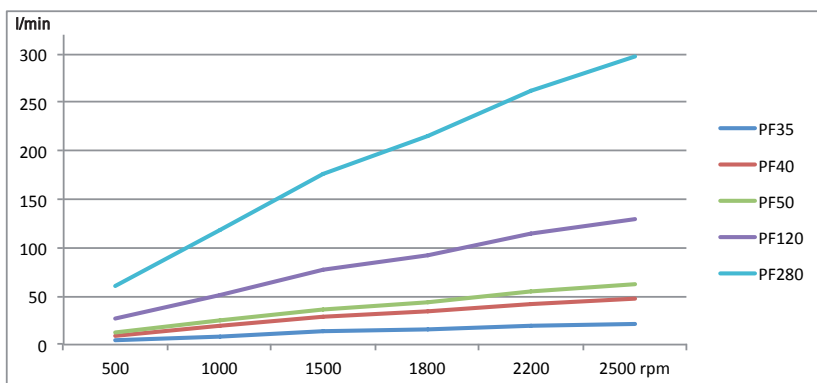
All Dimension in mm

		A	B	C	D	E	F	G	H	M	N	P	Q	R	S	T	U	Fixing Holes	
	Connection																		
	Shaft type																		
PF35-FHA	Hose	A	30	72	91	106	12	36	11	15	6	52	N/A	96	12k6	11	-	-	2
PF35-FTA	Thread	A	30	72	91	106	12	36	3/8" BSP	22	6	52	N/A	80	12k6	11	-	-	2
PF40-FHA	Hose	A	30	73	95,5	113	16	48	14	19	8	52	N/A	116	12k6	11	-	-	2
PF40-FTA	Thread	A	30	73	95,5	113	16	48	1/2" BSP	25	8	52	N/A	100	12k6	11	-	-	2
PF50-FHA	Hose	A	40	81	128,5	150	24	50	22	30	10	70	30	134	17k6	16	-	-	4
PF50-FHB	Hose	B	40	81	128,5	150	24	50	22	30	10	70	30	134	17k6	-	5	14	4
PF50-FTA	Thread	A	40	81	128,5	150	24	50	3/4" BSP	30	10	70	30	114	17k6	16	-	-	4
PF50-FTB	Thread	B	40	81	128,5	150	24	50	3/4" BSP	30	10	70	30	114	17k6	-	5	14	4
PF120-FHA	Hose	A	39	81,5	138,5	169	24	53	26	40	10	70	30	154	17k6	16	-	-	4
PF120-FHB	Hose	B	39	81,5	138,5	169	24	53	26	40	10	70	30	154	17k6	-	5	14	4
PF120-FTA	Thread	A	39	81,5	138,5	169	24	53	1" BSP	42	10	70	30	140	17k6	16	-	-	4
PF120-FTB	Thread	B	39	81,5	138,5	169	24	53	1" BSP	42	10	70	30	140	17k6	-	5	14	4
PF280-FHA	Hose	A	59	115	189	226,5	39,5	70	42	50	10	80	45	230	24k6	22	-	-	4
PF280-FHB	Hose	B	59	115	189	226,5	39,5	70	42	50	10	80	45	230	24k6	-	8	20	4
PF280-FTA	Thread	A	59	115	189	226,5	39,5	70	1 1/2" BSP	56	10	80	45	185	24k6	22	-	-	4
PF280-FTB	Thread	B	59	115	189	226,5	39,5	70	1 1/2" BSP	56	10	80	45	185	24k6	-	8	20	4

Performance of Impeller pump in l/min at 0,5 bar

	500	1000	1500	1800	2200	2500 rpm
PF35	4,5	9	13	16	19	22
PF40	9	18,5	28	34	41	47
PF50	12,5	25	37	44	54	62
PF120	26	52	78	93	114	130
PF280	60	119	176	215	262	298

Flow curves l/min at 0,5 bar



Comparison table type or size of pump

RFT	PF35	PF40	PF50	PF120	PF280
Johnson	F35	F4B	F5B	F7B	F8B
Jabsco	20	40	80	80	200

Materials

Body	Bronze
Clamp	Stainless Steel
Shaft	Stainless Steel
Cover	Stainless Steel
Seal	Mechanical seal
Cam	Full or reduced
Connection	Hose, BSP or NPTF

Our Standard range of Pedestal mounted flexible impeller pumps can be rotated axially and clamped in position to simplify pipe routing. Pumps PF50 and above are available with two shaft options (See options A or B), and with integral hose connections or threaded in BSP or NPTF. PF35 and PF40 are available in shaft option A. Special version are available on request.

Rainer Flow Technology
 8 Weardale Lane
 Block 23, Unit 2
 Queenslie Industrial Estate
 Glasgow, G33 4JJ
 Phone +44 (0)141 774 5082
 Fax +44 (0)141 774 7714
 E-Mail sales@rainerflowtec.com